

PRODUCT ID: 57079

Outdoor Blank-out LED Direct-view Sign

MODEL

TCL77DAA-224H/12-24VDC



DIMENSIONS

7" H x 7" W x 5.5" D (est. 5.823 lbs)

CLASS

CLASS: TCL Series

Control Method: Switch (not included) or external relay.

CONSTRUCTION

Back Construction: 0.050" Lift-n-Shift Back

Cabinet: Corrosion resistant, extruded aluminum frame. 5.5" deep, mitered construction.

Face Material: Injection molded, impact resistant Lexan hood with Lexan lenses

Faces: Double Faced Sign

Finish: Duranodic Bronze

Mounting Channel: None

ELECTRICAL

Flashing: Factory setting 55fpm.

Input Voltage: 12-24 VDC

Photodimming: None

UL/cUL Listed: Listed for wet locations

MESSAGE


Illumination: Super bright direct view LEDs. Message blanks out when off.

Sign Messages: See message table below

Product View


NOTE: Sign image may not exactly represent the finished product. For illustration purposes only.

Side A




7 in

7 in

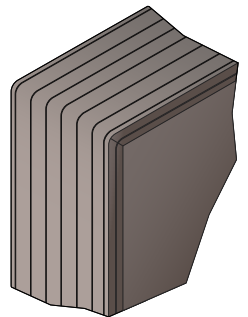


5 1/2 in

Side B



Frame Detail



MESSAGE

LED/COLOR

HEIGHT

AMPS

Amber Indicator Dot	Amber Wide Angle LED	4.0"	0.333-0.167
Amber Indicator Dot (Flashing)	Amber Wide Angle LED	4.0"	0.333-0.167
Amber Indicator Dot	Amber Wide Angle LED	4.0"	0.333-0.167
Amber Indicator Dot (Flashing)	Amber Wide Angle LED	4.0"	0.333-0.167

NOTE: Above messages are independently controlled.

Signal-Tech

4985 Pittsburgh Ave.

Erie, PA 16509

Phone: (877) 547-9900

Fax: (814) 835-2300

Email: sales@signal-tech.com

Website: www.signal-tech.com

